

Caliber Web v2.1.0 Usernames & Passwords

Create a New Registration

At the Caliber Web login screen and/or the smaller login screen, select Register for a login:



At the User Registration Process screen:

1. Enter your Account Number (Account Numbers can be provided to you by your management company)
2. Enter an Email Address of your choice
3. If there is more than one Owner associated with this account, you will receive a pull down menu to choose your name from
4. Select Start Registration Process

The screenshot shows the 'User Registration Process' screen, Step 1 of 2 - Submit Request. A yellow warning box at the top says 'Please select a contact record to link and resubmit.' Below this, there are input fields for 'Account Number' (101601040), 'Email Address' (support@calibersoftware.com), and 'Contact Record'. The 'Contact Record' dropdown menu is open, showing options for 'John Doe (User Account Exists)' and 'Jane Doe'. A 'Start Registration Process' button is visible. An 'Instructions' box on the right provides guidance: 'Please enter your account number and email address in the fields provided. Then click on the "Start Registration Process" button to have the system email you the registration link.'

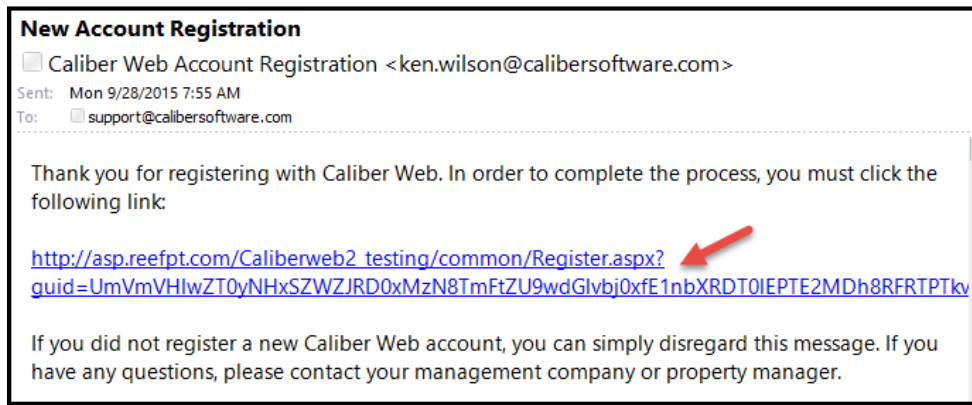
Once you have selected Start Registration Process, you will see Step 1 of 2 – Submit Request:

1. Verify that you received the message "Your registration email has been sent to your email address."

The screenshot shows the 'User Registration Process' screen, Step 1 of 2 - Submit Request, after a successful registration. A green success message box at the top says 'Your registration email has been sent to your email address.' Below this, the form fields are filled: 'Account Number' (101601040), 'Email Address' (support@calibersoftware.com), and 'Contact Record' (Jane Doe). The 'Start Registration Process' button is now disabled. The 'Instructions' box remains visible on the right.

2. Go to your email box of the email address you provided and locate the email sent to you from *Caliber Web Account Registration*.
3. Click on the link provided

Caliber Web v2.1.00 Usernames & Passwords



At Password Reset: Step 2 of 2 – Create Account:

1. Enter a User Name of your choice
2. Enter a Password of your choice (*Passwords must be at least 8 characters and contain at least one uppercase and one lowercase letter and one number*)
3. Select Create Account

Password Reset:
Step 2 of 2 - Create Account

User Name : Medium

Password:

Repeat Password:

Instructions:

- Please choose your user name and password and enter it in the fields below. Click on Create Account to submit.
- Once the account has been created, go back to the login page using the "Return to Login" button

• Password must be at least 8 characters and contain at least one uppercase and one lowercase letter and one number.

4. If your username is already in use, you will be required to select another username until you enter one that is available.

Once you have selected Create Account, you will verify "Your Caliber Web user account was successfully created":

Password Reset:
Step 2 of 2 - Create Account

✓ Your Caliber Web user account was successfully created.

User Name :

Password:

Repeat Password:

Instructions:

- Please choose your user name and password and enter it in the fields below. Click on Create Account to submit.
- Once the account has been created, go back to the login page using the "Return to Login" button

Caliber Web v2.1.00 Usernames & Passwords

1. Return to Login
2. Enter your User Name
3. Enter your Password

User Name:


Password:

[Forgot your login?](#)


[Register](#)

V2.1.0

You have successfully created your new account!



CALIBER TESTING
ARROYO VERDE CONDOMINIUM HOA



[Site Map](#) [Logout](#)

John and Jane Doe
17025 E LA MONTANA DRIVE, 104
FOUNTAIN HILLS, AZ 85268

Account Number: 101601040

Owner Area

[Profile](#) [Accounting](#) [Compliance](#) [Web Links](#) [Documents](#)

Welcome Jane Doe



Profile

Update your contact details, mailing address, etc here.



Accounting

Display all your account transaction.



Compliance

Display all compliance records, images and their details.



Pay Your Account

Make a payment through a payment provider.

Retrieve Forgotten User Name and/or Password

At the Caliber Web login screen and/or the smaller login screen, select Forgot your username or password?:



Enter the information depending on which is needed accordingly:

User name and Password reset assist:

Account Number :

Email Address:

OR

User name:

Instructions:

- To reset your password, please either enter your account number and email address OR your user name in the fields provided. Then click on the Email me a password reset button to have the system send you the reset link.
- To find out your user name, please enter your account number and email address and then click on on the Email me my user name button.

If you enter a User name in the above screen, the email will be sent to your email address on file.

Once you made your selection, you will verify "An email with your password reset has been sent to your email address.":

User name and Password reset assist:

✓ An email with your password reset has been sent to your email address.

Account Number :

Email Address:

OR

User name:


Instructions:

- To reset your password, please either enter your account number and email address OR your user name in the fields provided. Then click on the Email me a password reset button to have the system send you the reset link.
- To find out your user name, please enter your account number and email address and then click on on the Email me my user name button.

Caliber Web v2.1.00 Usernames & Passwords

1. Go to your email box of the email address you provided and locate the email sent to you from *Caliber Web Account Registration*.
2. Select the link provided

Within the next screen, select a new password:



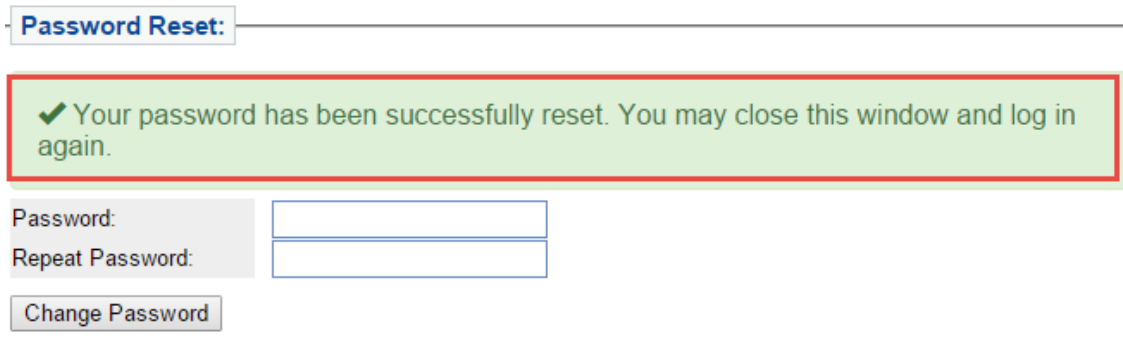
Password Reset:

Password:

Repeat Password:

Two red arrows point to the Password and Repeat Password input fields.

Once you have entered a new password, you will receive the following successful message:



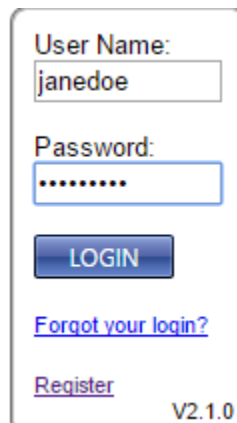
Password Reset:

✓ Your password has been successfully reset. You may close this window and log in again.

Password:

Repeat Password:

Proceed back to the login screen and enter your new information accordingly:



User Name:

Password:

[Forgot your login?](#)

[Register](#)

V2.1.0